



PLATINUM PRO TRAINERS ARE EQUIPPED WITH A 7 INCH COLOR SCREEN WHICH IS ADJUSTABLE IN 10 DIFFERENT LANGUAGES. RIDE A ROUTE THROUGH TUSCANY WITH T-ROAD OR TEST THE CONDITION WITH THE VO2 MAX TEST. THE USER-FRIENDLY CONSOLE GIVES YOU THE POSSIBILITY TO CHOOSE 43 DIFFERENT TRAINING PROGRAMS.




TERMS AND CONDITIONS OF WARRANTY

The Terms and Conditions of Warranty for Tunturi fitness equipment may differ per country. It is therefore always best to request the Terms and Conditions of Warranty from your distributor or seller. In addition, these Terms and Conditions of Warranty are only applicable to the first owner / purchaser of the fitness equipment. The warranty period commences on the date on which the equipment is purchased. Your proof of purchase is always required when dealing with warranties, so make sure that you keep it in a safe place.

The general terms and conditions of sale and delivery shall apply in full to all our products and/or services. Specifications, prices, colors, texts, stickers or other elements are subject to change. The Tunturi brand reserves the right at all times to make changes to its products without notification of reason. This is due to our chosen strategy of continuous product development. No rights may be derived from this publication or from any other form of information with respect to Tunturi products.

TUNTURI.COM



TUNTURI NEW FITNESS B.V.

Purmerweg 1
1311 XE ALMERE
The Netherlands
T: +31 (0) 36 546 00 50
info@tunturi.com



Platinum[®] PRO

**FEEL BETTER
EVERY DAY**

**PLATINUM
SPECIFICATIONS**

Platinum PRO a complete and stunning collection of fitness equipment for the professional market. You can offer your guest, clients or employees the ultimate experience in fitness.

All the **Platinum PRO** products are perfect in many different commercial locations like hotels, corporate office gyms, physiotherapy practices, hospitals, personal trainers and gyms.


Platinum[®] PRO

INFORMATION HOME TRAINERS



	TYPE	UPRIGHT BIKE	AIRBIKE
MONITOR	DISPLAY SIZE	7 INCH	7 INCH
	DISPLAY TYPE	FULL COLOR TFT-LCD	LCD MONO COLOR
	PROGRAMS TOTAL	43	12
		10 PRESET, 1 WATT, 1 TARGET HEART, 5 TRIDE, 3 T-ROAD, 1 MANUAL, 1 QUICK START, 1 FITNESS START, 20 USERS	2 TARGET TIME, 2 TARGET DISTANCE, 1 TARGET CALORIES, 1 TARGET HR, 5 INTERVAL
	RESISTANCE LEVELS	58	
	LANGUAGES	CN/DE/ES/FI/GB/FR/IT/ NL/PT/RU/SE	ENGLISH
	WATT PROGRAM	20 - 440 PER 1 WATT	
	FITNESS TEST		
	TIME, DISTANCE, CALORIE		
GENERAL	BRAKE SYSTEM	EMS, INDUCTION	
	FLYWHEEL SYSTEM	16 KG	18 KG
	RESISTANCE	600 W	
	ERGOMETER		
	POWER SUPPLY	ADAPTER (24V-DC - 2.5A)	CONSOLE BATTERIES 2X AAA
	PEDALS	COMFORT +	COMFORT
	DIMENSIONS	L 108 W 55 H 136 CM	L 125 W 51 H 147 CM
	WEIGHT	51 KG	71 KG
	MAX. USER WEIGHT	165 KG	165 KG
	MAX. USER LENGTH	200 CM	200 CM
	PRODUCT CODE	14PTUB2000	17PTAB2000
	EAN CODE	8717842017258	8717842028544
	BOX DIMENSIONS	L 114 W 49 H 76 CM	L 130 W 38 H 88 CM
	BOX WEIGHT	59 KG	78 KG
ERGONOMICS	ADJUSTABLE MONITOR		
	HANDLEBAR	MULTIGRIP (FIXED)	MULTIGRIP (FIXED)
	SEAT	COMFORT GEL	COMFORT GEL
	SEAT ADJUSTMENT	HORIZONTAL / HEIGHT / INCLINE	HORIZONTAL / HEIGHT / INCLINE
	HEART RATE VIA HANDSETS		
	TELEMETRIC HR RECEIVER BUILT-IN		
	CHEST BELT (S-5.4 KHZ)	OPTION	OPTION
	BOTTLE HOLDER		
	TRANSPORT WHEELS		
EXTRA	BLUETOOTH		
	USB CHARGER		
	APPS (ANDROID / IOS)		
	TABLET SUPPORT		
	USER MANUAL	DE/ES/FI/FR/GB/IT/NL/ES	DE/ES/FI/FR/GB/IT/NL/ES
	USE	HOME / PROFESSIONAL	PROFESSIONAL

INFORMATION COMFORT TRAINERS



	TYPE	RECURRENT BIKE
MONITOR	DISPLAY SIZE	7 INCH
	DISPLAY TYPE	FULL COLOR TFT-LCD
	PROGRAMS TOTAL	43
		10 PRESET, 1 WATT, 1 TARGET HEART, 5 TRIDE, 3 T-ROAD, 1 MANUAL, 1 QUICK START, 1 FITNESS START, 20 USERS
	RESISTANCE LEVELS	58
	LANGUAGES	CN/DE/ES/FI/GB/FR/IT/ NL/PT/RU/SE
	WATT PROGRAM	20 - 440 PER 1 WATT
	FITNESS TEST	
	TIME, DISTANCE, CALORIE	
GENERAL	BRAKE SYSTEM	EMS, INDUCTION
	FLYWHEEL SYSTEM	16 KG
	RESISTANCE	600 W
	ERGOMETER	
	POWER SUPPLY	ADAPTER (24V-DC - 2.5A)
	PEDALS	COMFORT +
	DIMENSIONS	L 114 W 74 H 128 CM
	WEIGHT	76 KG
	MAX. USER WEIGHT	165 KG
	MAX. USER LENGTH	200 CM
	PRODUCT CODE	14PTRB2000
	EAN CODE	8717842017265
	BOX DIMENSIONS	L 114 W 49 H 76 CM
	BOX WEIGHT	87 KG
ERGONOMICS	ADJUSTABLE MONITOR	
	HANDLEBAR	MULTIGRIP (FIXED)
	SEAT	COMFORT GEL
	SEAT ADJUSTMENT	HORIZONTAL
	BACKREST ADJUSTMENT	INCLINE
	HEART RATE VIA HANDSETS	
	TELEMETRIC HR RECEIVER BUILT-IN	
	CHEST BELT (S-5.4 KHZ)	OPTION
	BOTTLE HOLDER	
	TRANSPORT WHEELS	
EXTRA	BLUETOOTH	
	USB CHARGER	
	APPS (ANDROID / IOS)	
	TABLET SUPPORT	
	USER MANUAL	DE/ES/FI/FR/GB/IT/NL/ES
	USE	HOME / PROFESSIONAL

INFORMATION SPRINTER BIKES




	TYPE	SPRINTER BIKE
MONITOR	DISPLAY SIZE	2 INCH (OPTION)
	DISPLAY TYPE	LCD MONO COLOR
	PROGRAMS TOTAL	1
		MANUAL
	RESISTANCE LEVELS	STEPLESS (MANUAL)
	LANGUAGES	ENGLISH
	WATT PROGRAM	
	FITNESS TEST	
	TIME, DISTANCE, CALORIE	
GENERAL	BRAKE SYSTEM	MANUAL FRICTION PAD
	FLYWHEEL SYSTEM	24 KG
	RESISTANCE	
	ERGOMETER	
	POWER SUPPLY	CONSOLE BATTERIES 2X AAA
	PEDALS	COMFORT & SPD
	DIMENSIONS	L 107 W 54 H 103 CM
	WEIGHT	68 KG
	MAX. USER WEIGHT	165 KG
	MAX. USER LENGTH	200 CM
	PRODUCT CODE	14PTS2000
	EAN CODE	8717842017302
	BOX DIMENSIONS	L 106 W 22 H 99 CM
	BOX WEIGHT	73 KG
ERGONOMICS	ADJUSTABLE MONITOR	
	HANDLEBAR	SPORT (HORIZONTAL AND VERTICAL ADJUSTABLE)
	SEAT	SPORT
	SEAT ADJUSTMENT	HORIZONTAL / HEIGHT / INCLINE
	HEART RATE VIA HANDSETS	
	TELEMETRIC HR RECEIVER BUILT-IN	
	CHEST BELT (S-5.4 KHZ)	OPTION
	BOTTLE HOLDER	
	TRANSPORT WHEELS	
EXTRA	BLUETOOTH	
	USB CHARGER	
	APPS (ANDROID / IOS)	
	TABLET SUPPORT	
	USER MANUAL	DE/ES/FI/FR/GB/IT/NL/ES
	USE	HOME / PROFESSIONAL

INFORMATION CROSS TRAINERS



	TYPE	CROSSTRAINER
MONITOR	DISPLAY SIZE	7 INCH
	DISPLAY TYPE	FULL COLOR TFT-LCD
	PROGRAMS TOTAL	43
		10 PRESET, 1 WATT, 1 TARGET HEART, 5 TRIDE, 3 T-ROAD, 1 MANUAL, 1 QUICK START, 1 FITNESS START, 20 USERS
	RESISTANCE LEVELS	58
	LANGUAGES	CN/DE/ES/FI/GB/FR/IT/ NL/PT/RU/SE
	WATT PROGRAM	20 - 440 PER 1 WATT
	FITNESS TEST	
	TIME, DISTANCE, CALORIE	
GENERAL	BRAKE SYSTEM	EMS, INDUCTION
	FLYWHEEL SYSTEM	44 KG
	RESISTANCE	600 W
	ERGOMETER	
	POWER SUPPLY	CONSOLE BATTERIES 2X AAA
	PEDALS	ADAPTER (24V-DC - 2.5A)
	DIMENSIONS	L 143 W 53 H 173 CM
	WEIGHT	116 KG
	MAX. USER WEIGHT	165 KG
	MAX. USER LENGTH	200 CM
	PRODUCT CODE	14PTCT2000
	EAN CODE	8717842017289
	BOX DIMENSIONS	L 168 W 57 H 86 CM
	BOX WEIGHT	126 KG
ERGONOMICS	ADJUSTABLE MONITOR	
	SEAT	COMFORT
	RAIL TYPE	MONORAIL
	HEART RATE VIA HANDSETS	
	TELEMETRIC HR RECEIVER BUILT-IN	
	CHEST BELT (S-5.4 KHZ)	OPTION
	BOTTLE HOLDER	
	TRANSPORT WHEELS	
EXTRA	BLUETOOTH	
	USB CHARGER	
	APPS (ANDROID / IOS)	
	TABLET SUPPORT	
	USER MANUAL	DE/ES/FI/FR/GB/IT/NL/ES
	USE	HOME / PROFESSIONAL

INFORMATION ROWERS



	TYPE	ROWER
MONITOR	DISPLAY SIZE	5.6 INCH
	DISPLAY TYPE	LCD MONO COLOR
	PROGRAMS TOTAL	3
		1 MANUAL, 1 TRAINING, 1 RACE MODE
	RESISTANCE LEVELS	12
	LANGUAGES	ENGLISH
	WATT PROGRAM	
	FITNESS TEST	
	TIME, DISTANCE, CALORIE	
GENERAL	BRAKE SYSTEM	PMS, AIR FAN
	FLYWHEEL SYSTEM	18 KG
	ERGOMETER	350 W
	POWER SUPPLY	CONSOLE BATTERIES 2X AAA
	FOLDABLE	
	DIMENSIONS	L 232 W 47 H 123 CM
	DIMENSIONS FOLDED	L 143 W 53 H 173 CM
	WEIGHT	59 KG
	MAX. USER WEIGHT	165 KG
	MAX. USER LENGTH	200 CM
	PRODUCT CODE	17PTRW2000
	EAN CODE	8717842028537
	BOX DIMENSIONS	[1] 114 W 38 H 95 CM [2] 200 W 10 H 15 CM
	BOX WEIGHT	[1] 62 KG [2] 6 KG
ERGONOMICS	ADJUSTABLE MONITOR	
	SEAT	COMFORT
	HEART RATE VIA HANDSETS	
	TELEMETRIC HR RECEIVER BUILT-IN	
	CHEST BELT (S-5.4 KHZ)	OPTION
	BOTTLE HOLDER	
	TRANSPORT WHEELS	
EXTRA	ROW GRIP REMOTE CONTROL	
	BLUETOOTH	
	USB CHARGER	
	APPS (ANDROID / IOS)	
	TABLET SUPPORT	
	USER MANUAL	DE/ES/FI/FR/GB/IT/NL/ES
	USE	HOME / PROFESSIONAL

INFORMATION TREADMILLS




	TYPE	TREADMILL 3 HP	TREADMILL 5 HP
MONITOR	DISPLAY SIZE	7 INCH	10 INCH
	DISPLAY TYPE	FULL COLOR TFT-LCD	FULL COLOR TFT-LCD
	PROGRAMS TOTAL	28	28
		1 MANUAL, 10 PRESET, 10 USERS, 1 TARGET HEART RATE, 3 TEST, 3 T-ROAD	1 MANUAL, 10 PRESET, 10 USERS, 1 TARGET HEART RATE, 3 TEST, 3 T-ROAD
	LANGUAGES	CN/DE/ES/FI/GB/FR/IT/ NL/PT/RU/SE	CN/DE/ES/FI/GB/FR/IT/ NL/PT/RU/SE
	FITNESS TEST		
	TIME, DISTANCE, CALORIE		
GENERAL	MOTOR	3.0 HP AC	5.0 HP AC
	SPEED	0.8 - 20.0 KM/U	0.5 - 22.0 KM/U
	INCLINE	15	15
	RUNNING SURFACE	W 56 L 153 CM	W 56 L 153 CM
	RUNNING DECK TYPE	25 MM (WAXED)	25 MM (WAXED)
	POWER SUPPLY	230 V AC	230 V AC
	FOLDABLE		
	DIMENSIONS	L 213 W 89 H 144 CM	L 213 W 89 H 144 CM
	DIMENSIONS FOLDED		
	WEIGHT	172 KG	173 KG
	MAX. USER WEIGHT	165 KG	165 KG
	MAX. USER LENGTH	200 CM	200 CM
	PRODUCT CODE	18PTTR1000	18PTTR2000
	EAN CODE	8717842031209	8717842031216
	BOX DIMENSIONS	L 231 W 99 H 55 CM	L 231 W 99 H 55 CM
	BOX WEIGHT	182 KG	183 KG
ERGONOMICS	RUNNING BELT	2.2 MM COMFORT	3.3 MM ORTHOPEDIC
	HANDGRIP CONTROL SPEED/INCLINE		
	FRONT HANDLEBAR		
	REHA HANDRAILS	OPTION	OPTION
	HEART RATE VIA HANDSETS		
	TELEMETRIC HR RECEIVER BUILT-IN		
	CHEST BELT (S-5.4 KHZ)	OPTION	OPTION
	BOTTLE HOLDER		
	TRANSPORT WHEELS		
EXTRA	BLUETOOTH		
	USB CHARGER		
	APPS (ANDROID / IOS)		
	TABLET SUPPORT		
	STEP COUNTER		
	USER MANUAL	DE/ES/FI/FR/GB/IT/NL/ES	DE/ES/FI/FR/GB/IT/NL/ES
	USE	HOME / PROFESSIONAL	HOME / PROFESSIONAL

TUNTURI REHA HANDRAILS

PLATINUM REHA HANDRAILS ADJUSTABLE ON TREADMILL 3.0 AND 5.0 HP 2018



INFORMATION POWER STATIONS



	TYPE	PLATINUM 4 IN 1 STATION	UPPER BODY UNIT	LOWER BODY UNIT	LEG PRESS UNIT	CABLE CROSS UNIT
FUNCTIONS	HIGH PULLEY	✓ TWOFOLD	✓ TWOFOLD	✗	✗	✓ TWOFOLD
	MULTIFUNCTIONAL CHEST PRESS	✓	✓	✗	✗	✗
	MIDDLE PULLEY	✗	✗	✗	✗	✗
	LEG PRESS	✓	✗	✓	✓	✗
	LEG DEVELOPER	✓	✗	✓	✗	✗
	LOW PULLEY	✓ TWOFOLD	✓ TWOFOLD	✗	✗	✗
	SHOULDER PRESS	✓	✓	✗	✗	✗
	SQUAT	✓	✗	✗	✗	✓
	PULL-UP STANG	✓	✗	✗	✗	✓
ERGONOMICS	ADJUSTABLE BACKREST	✓	✓	✓	✓	✗
	POSITIONS BACKREST	SEE NEXT	3	5	5	✗
	ADJUSTABLE SEAT	✓	✓	✗	✓	✗
	POSITIONS SEAT	SEE NEXT	3	✗	4	✗
	ADJUSTABLE CHEST PRESS	✓	✓	✗	✗	✗
	POSITIONS CHEST PRESS	7	7	✗	✗	✗
	ADJUSTABLE LEG DEVELOPER	✓	✗	✓	✗	✗
	POSITIONS LEG DEVELOPER	8	✗	8	✗	✗
	ADJUSTABLE PULLEY	✓ 12	✗	✗	✗	✓ 12
GENERAL	TOTAL WEIGHT STACK	4 x 91 KG	91 KG	91 KG	✗	2 x 91 KG
	QTY. WEIGHT PLATES	4 x 20	20	20	✗	2 x 20
	WEIGHT PER PLATE	4.5 KG	4.5 KG	4.5 KG	✗	4.5 KG
	EXPANDABLE WEIGHT STACK	✗	✗	✗	✗	✗
	ASSEMBLED DIMENSIONS	L 201 W 438 H 219 CM	L 145 W 120 H 211 CM	L 145 W 120 H 191 CM	L 201 W 45 H 111 CM	W 270 H 219 CM
	WEIGHT	950 KG	275 KG	277 KG	75 KG	323 KG
	MAX. USER WEIGHT	165 KG	165 KG	165 KG	165 KG	165 KG
	PRODUCT CODE	[1] 11PTSS1010 [2] 11PTSS1020 [3] 11PTSS1025 [4] 11PTSS1030	11PTSS1010	11PTSS1020	11PTSS1025	11PTSS1030
	EAN CODE	[1] 8717842012529 [2] 8717842012536 [3] 8717842012543 [4] 8717842012550	8717842012529	8717842012536	8717842012543	8717842012550
	BOX DIMENSIONS	SEE: [1] 11PTSS1010 [2] 11PTSS1020 [3] 11PTSS1025 [4] 11PTSS1030	[1] 223 W 75 H 36 CM [2] 173 W 29 H 14 CM [3] 100 W 40 H 17 CM [4] 55 W 46 H 32 CM [5] 65 W 29 H 11 CM	[1] 181 W 86 H 29 CM [2] 94 W 75 H 46 CM [3] 173 W 29 H 14 CM [4] 65 W 29 H 11 CM	[1] 165 W 59 H 35 CM	[1] 195 W 65 H 23 CM [2] 173 W 54 H 14 CM [3] 65 W 29 H 11 CM [4] 65 W 29 H 11 CM
	BOX WEIGHT	SEE: [1] 11PTSS1010 [2] 11PTSS1020 [3] 11PTSS1025 [4] 11PTSS1030	[1] 122 KG [2] 28 KG [3] 19 KG [4] 20 KG [5] 86 KG	[1] 86 KG [2] 76 KG [3] 29 KG [4] 86 KG	[1] 79 KG	[1] 97 KG [2] 55 KG [3] 86 KG [4] 86 KG
EXTRA	HOME GYM ACCESSORIES	1X LAT BAR 1X LONG BAR 1X				